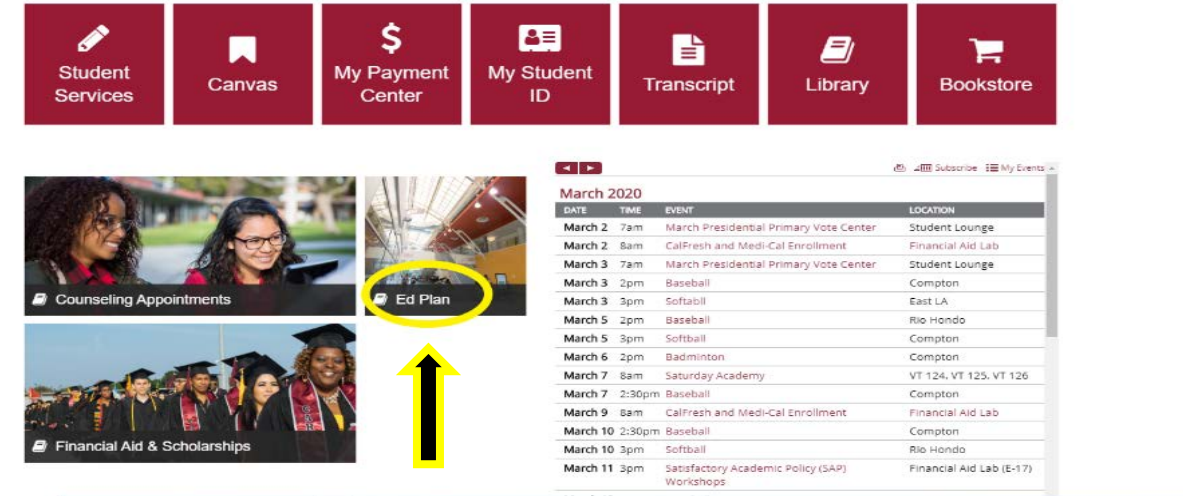


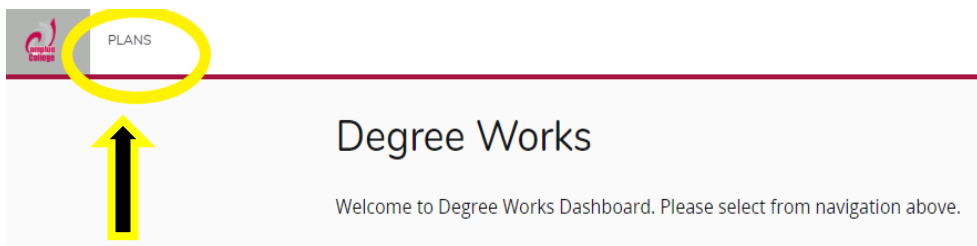


How to access your Student Educational Plan

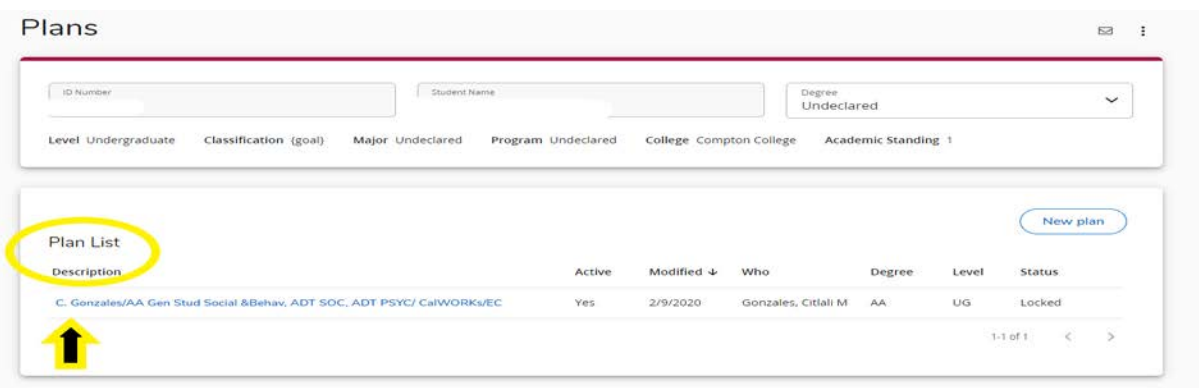
1. Log into your **MyCompton** portal.
2. Click on the **Ed Plan** tile in your student portal.



3. Next, click on **Plans**.



4. Under the **Plan List** "Description", find your current Ed plan and click on it. This will open your Ed Plan in a new screen.



Please see a Counselor to make any changes to your education plan. If you have questions, please call the Counseling Department at 310-900-1600 ext.2076



COUNSELING
Student Services

www.compton.edu



310-900-1600, ext. 2075 | Administration Building

The Compton Community College District is committed to providing an educational and employment environment in which no person is subjected to discrimination on the basis of actual or perceived race, color, ancestry, national origin, religion, creed, age (over 40), disability (mental or physical), sex, gender (including pregnancy and childbirth), sexual orientation, gender identity, gender expression, medical condition, genetic information, marital status, military and veteran status, or retaliation; or on any other basis as required by state and federal law.