

Fall 2020

Professional Development Day 1

**Keith Curry, Ed.D.
President/CEO, Compton College**

August 20, 2020



Welcome to the Fall 2020 semester!




***Create your
success story!***

www.compton.edu



My Hero: Kamilo Ali Curry



Tartar Completion by Design



CONNECTION
Initial Interest through
Submission of Application

ENTRY
Enrollment through
Completion of
"Gatekeeper" Courses

PROGRESS
Entry into Course of Study
through Completion of 75%
of Requirements

COMPLETION
Complete Course of Study
through Earning a Credential
with Labor Market Value

TRANSITION
Movement to Four-Year
University or to Workplace
with Living Wage

Institutional Set Goals



Measure	2016-17 Baseline	2017-18	2018-2019	2021-22 Goal (Assessed Annually)
Successful Enrollment (Applicant yield rate)	39% 4,362 students	37% 3,731 students	33% 3,116 students	45% 4,259 students

CONNECTION

Initial Interest through
Submission of Application

Current Baseline (2017-18)		Target
Disp. Impacted Students From Equity Plan		
American Indian / Alaskan Native	28%	34%
Black or African American	36%	39%
Pacific Islander	34%	38%
White	32%	36%
Disabled	37%	42%
Foster Youth	33%	40%
LGBT	37%	42%
Veteran	34%	40%

Institutional Set Goals



ENTRY
Enrollment through
Completion of
"Gatekeeper" Courses

Measure	2016-17 Baseline	2017-18 Most Recent	2018-19	2021-22 Goal (Assessed Annually)
Number of Dual Enrollment Students	1,114	1,131	1,391	1,206
Student Readiness Rate (Core Service Completion)	54.7%	72.3%	67.4%	100.0%
All Students' Fall-to-Spring Persistence Rate	57.5% 3,747 Students	53.7% 3,652 Students	55.6% 3,930 Students	57.3% 3,899 Students
First-Time Full-Time Students Returning after One Academic Year	55.7% 231 Students	59.7% 230 Students	62.1% 236 Students	63.7% 245 Students
Completion of Transfer-Level English in First Year	19.6% 269 Students	17.7% 200 Students	21.1% 217 Students	27.0% ^{VS} 281 Students
Completion of Transfer-Level Math in First Year	4.2% 58 Students	4.1% 47 Students	6.5% 67 Students	11.0% ^{VS} 114 Students

Institutional Set Goals

All Students' Fall-to-Spring Persistence Rate	57.5% 3,747 Students	53.7% 3,652 Students	55.6% 3,930 Students	57.3% 3,899 Students
--	---------------------------------------	---------------------------------------	---------------------------------------	---------------------------------------



ENTRY

Enrollment through
Completion of
"Gatekeeper" Courses

	Current Baseline (2017-18) Disp. Impacted Students	Target
Black or African American	49%	52%
First Generation	50%	54%
Foster Youth	42%	50%
Veteran	36%	46%
Male & 20 to 24	49%	
Male & 25 to 29	43%	
Male & 35 to 39	43%	
Male & Asian	34%	
Male & Black or African American	45%	
Male & White	33%	
Male & First Generation	48%	
Male & Foster Youth	35%	

Institutional Set Goals



PROGRESS

Entry into Course of Study
through Completion of 75%
of Requirements

Measure	2016-17 Baseline	2017-18 Most Recent	2018-19	2021-22 Goal (Assessed Annually)
Course Success Rate (Institution-Set Standard = 62.6%)	68.1% 26,023 Grades	68.9% 24,474 Grades	69.0% 29,289 Grades	73.5% 26,108 Grades
On-Campus Success Rate	68.8% 23,978 Grades	69.4% 21,860 Grades	70.0% 23,528 Grades	74.0% 23,256 Grades
Distance Ed. Course Success Rate	61.3% 3,337 Grades	63.1% 4,066 Grades	66.1% 4,641 Grades	67.3% 4,335 Grades
Average Units Completed per Academic Year (Part-Time)	6.7	6.5	6.2	12.0
Average Units Completed per Academic Year (Full-Time)	20.6	23.6	21.7	24.0

Institutional Set Goals



COMPLETION

Complete Course of Study through Earning a Credential with Labor Market Value

Measure	2016-17 Baseline	2017-18 Most Recent	2018-19	2021-22 Goal (Assessed Annually)
Associate Degrees Awarded (Institution-Set Standard = 264 Total Degrees)	315	437	454	466 ^{VS}
ADTs Awarded (Institution-Set Standard = 264 Total Degrees)	172	198	227	211 ^{VS}
Certificates Awarded (Institution-Set Standard = 90 Certificates)	178	104	218	133
*Students Completing 9+ CTE Units	532	553	411	590 ^{VS}

Institutional Set Goals



TRANSITION

Movement to Four-Year University or to Workplace with Living Wage

Measure	2016-17 Baseline	2017-18 Most Recent	2018-19	2021-22 Goal (Assessed Annually)
Number of Transfers (Institution-Set Standard = 478 Transfer Students)	615	642	Not Available	867 ^{VS}
*CTE Students Employed in their Field of Study	73	60	75	69.0% ^{VS}



2020-2021 COMPTON COLLEGE GOALS



2020-2021 Compton College Goals

1. Implement Tartar Completion by Design to ensure all students complete more quickly with less units, transfer, and are employed in their field of study.
2. Maintain Student Enrollment at 5,980 Full-Time Equivalent Students (FTES) for the 2020-2021 year.
3. Complete all Compton College Accreditation efforts.

2020-2021 Compton College Goals

4. Continue to improve facilities to support student learning and success.
5. Continue to develop and enhance partnerships with schools, colleges, universities, businesses, and community-based organizations to respond to the educational, workforce training and economic development need.
6. Create a stronger sense of connection among employees, students, college, and the community.

2020-2021 President/CEO Priorities

1. COVID-19 - ensure faculty, staff, and students are in a safe and healthy environment.
2. Monitor the implementation of the recommendations/activities outlined in the [Compton College 2024](#) documents.
3. Reestablish the Foundation for Compton CCD.
4. Succession Planning - focus on improving Compton College and Compton CCD policies and procedures.
5. The development of the Compton College Response to the [California Community Colleges Chancellor's Office Call to Action](#).
6. Be more accessible to Compton College faculty, Classified staff, administrators/supervisors, students, and the community.

2020-2021 President/CEO Priorities

7. Continue to follow-up on all recommendations and requests.
8. Support Professional Development opportunities for faculty, staff, and students.
9. Monitor the implementation of the [Collaborative Governance Document](#).
10. Monitor the state and Compton CCD Budget.
11. Submit a request to the Department of Finance to protect Compton College Full-Time Equivalent Students (FTES) through 2028-2029.



COMPTON COLLEGE COVID-19



Spring 2020 COVID-19 Resources

- Laptop loan program (291 students)
- Hot spot loan program (258 students)
- Food delivery (474 deliveries to 254 students)
- Food pick-up (158 meals)
- Online tutoring services (currently collecting student ID numbers)
- Edquity emergency grants (92 students)
- CARES Act emergency grants (1,388 students)

Technology Support Outcomes

More older (over 24), black or African American, and female students accessed laptops and Wi-Fi hotspots than their representation in the general population.

Overall, success rates:

Laptop – 57%
Hotspot Spot – 70%
All – 61%

When compared to a matched comparison group (by ethnicity, gender, and age):

↔ Those who borrowed a laptop did not have a higher overall success rate.

↑ Those who borrowed Wi-Fi did have a higher overall success rate.

↔ ...but not in gatekeeper math or English courses.

Food Resources Outcomes

More older (over 24), and female students accessed food delivery than their representation in the general population

Overall, success rates:

Food delivery – 74%

All – 61%

When compared to a matched comparison group (by ethnicity, gender, and age):

↑ Those who signed up for food delivery did have a higher overall success rate.

↔ ...but not in gatekeeper math or English courses.

Emergency Grant Outcomes

*More older (over 24),
accessed emergency
grants than their
representation in the
general population*

Overall success rates:

Emergency grants – 63%

All – 61%

When compared to a matched comparison group (by ethnicity, gender, and age):

↑ Those who signed up for emergency grants did have a higher overall success rate.

↑ ...and success was higher in gatekeeper math or English courses.

Response to COVID -19

Compton College

Compton College Coronavirus Aid, Relief, and Economic Security (CARES) Act Budget

Activity	Portion	Budget
Grants to Compton College Students	Emergency Financial Aid Grants to Students	\$1,550,000
Student Housing Support to Compton College Students	Institutional Portion	\$200,000
Food Resources to Compton College Students	Institutional Portion	\$200,000
Student Laptop Loan Program to Compton College Students	Institutional Portion	\$130,000
Wi-Fi Hotspots to Compton College Students	Institutional Portion	\$130,000
Distance Education Support, including Professional Development and technology support	Institutional Portion	\$328,405
	Total	\$2,538,405



Response to COVID -19

Compton College

Compton College COVID-19 Block Grant – Federal

Activity	Budget
Student Housing Support to Compton College Students	\$50,000
Outreach/Marketing	\$24,658
Student Laptop Loan Program for Compton College Students	\$70,000
M&O Department COVID-19 Supplies	\$25,000
Distance Education Support	50,000
Total	\$219,658

Response to COVID -19

Compton College

Compton College COVID-19 Block Grant – State

Activity	Budget
Outreach/Marketing	\$59,633
Distance Education Support (Distance Education Manager, LMS Coordinator, and Faculty Reassigned Time)	\$210,000
Total	\$269,633

Compton College Post COVID-19

Technology

- Every Compton College Student has a laptop computer
- Wi-Fi Hotspots available for Compton College students
- All Compton College employees have laptop computers, with the ability to work on campus or remotely
- Implementation Multi-factor Authentication for Microsoft Office 365 for all faculty, staff and administrators

Food Resources

- Onsite cafeteria operated by Everytable and Everytable vending machines available on campus.
- Expanded Food Pantry operations



COMPTON COLLEGE 2024 ENROLLMENT MANAGEMENT



Fall 2020 Professional Development Day 1

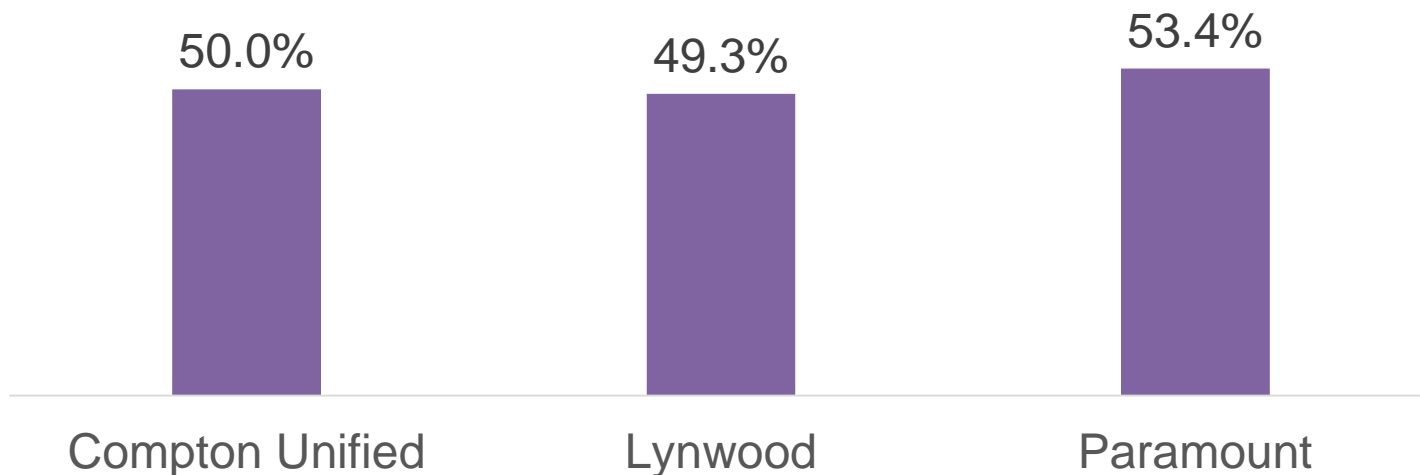
Compton College 2024 Enrollment Management Plan



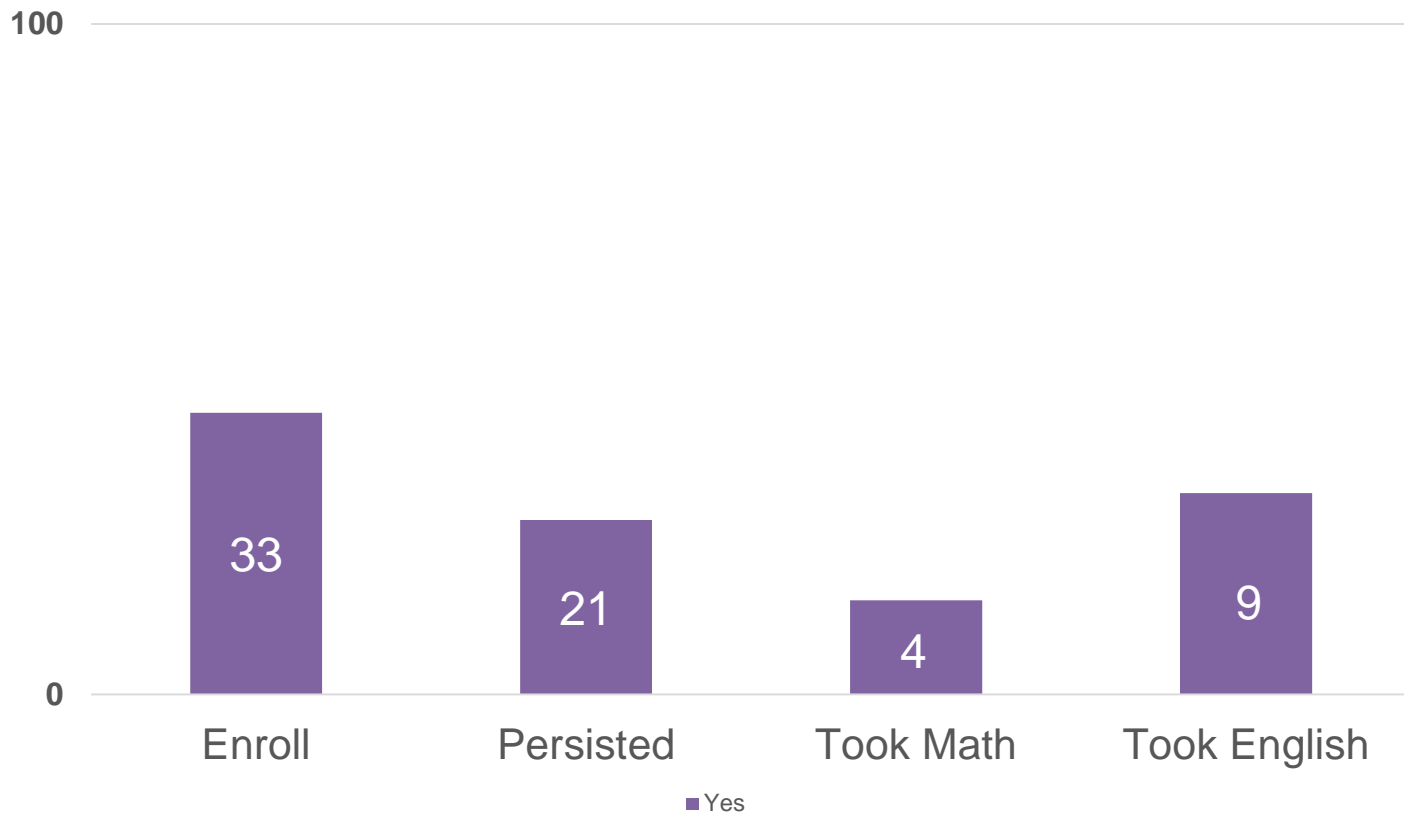
www.compton.edu/adminandoperations/masterplan/docs/2020_Enrollment-Management-Plan.pdf

College-Going Among Our Feeders

About half of the students in our feeder high schools enroll in a postsecondary institution



Out of 100 Applicants to Compton College



New Facilities



INSTRUCTIONAL BUILDING 1
\$18.8 million, new construction
Est. Completion: Spring 2021



INSTRUCTIONAL BUILDING 2
\$25.6 million, new construction
Est. Completion: Fall 2021



STUDENT SERVICES BUILDING
20.4 million, new construction
Est. Completion: Winter 2022



PARTNERSHIPS



Partnerships



EVERYTABLE

Gensler



Partnerships



FOUNDATION for CALIFORNIA
COMMUNITY COLLEGES
www.foundationccc.org



Fall 2020 Professional Development Day 1