

Town Hall Meeting

**Presented by
Dr. Deborah LeBlanc
CCCD Board of Trustees Member**

Wednesday, August 11, 2021



A photograph of Michelle Obama at Compton College. She is wearing a white t-shirt with "COMPTON COLLEGE" printed in red. She is holding a microphone and has her right arm raised. The background shows a building with "COMPTON COLLEGE" and "ARM" visible. There are palm trees and a statue in the distance.

*“Compton College has a
great story to tell!”*

– Former First Lady Michelle Obama

*Former First Lady Michelle Obama,
celebrating College Signing Day -
May 1, 2019.*

COMPTON COLLEGE



Compton College *At A Glance*

- Compton College is the 114th California Community College and achieved accreditation on June 7, 2017.
- Compton College serves the following communities Compton, Lynwood, Paramount and Willowbrook, as well as portions of Athens, Bellflower, Carson, Downey, Dominguez, Lakewood, Long Beach, and South Gate.

41 

**CERTIFICATE
PROGRAMS
OFFERED**

42 

**DEGREE
PROGRAMS
OFFERED**



STUDENT POPULATION

8,820

2019-2020 Unduplicated Headcount (California Community Colleges Chancellor's Office)

Compton College *At A Glance*

332 

**DEGREES
AWARDED IN
2019-2020**

29 

**CERTIFICATES
AWARDED IN
2019-2020**



MOST POPULAR MAJORS:
Business Administration,
Administration of Justice,
Childhood Education, Nursing,
Psychology, Sociology



**MOST POPULAR
CERTIFICATE PROGRAMS:**
Air Conditioning and
Refrigeration, Auto Collision
Repair & Painting,
Automotive Technology,
Childhood Education,
Cosmetology, Liberal Studies

Compton College At A Glance

\$65.7
MILLION
2021-2022
Beginning Balance
& Revenue




Compton Community College District
2021-2022 Tentative Budget

88 
ACRE CAMPUS

 **405**
**FULL-TIME &
PART-TIME
FACULTY**

As of August 2021

 **OVER**
277,000
DISTRICT RESIDENTS
2010 U.S. Census



STATE OF THE COLLEGE



Town Hall Meeting – August 11, 2021

Budget Update

- **Compton Community College District 2021-2022 Budget**

- **Assumptions:**

- Estimated Beginning Balance: \$18,489,011
- Estimated Revenue: \$47,224,000
- Budget to fill six full-time faculty positions
- Director of Black and Males of Color Success
- Budget for the following one-time Augmentations/Enhancements in the amount of \$600,000.
- Funding for the Visual & Performing Arts Replacement and E-Sports Facilities Project.

- **COVID-19 Related Funding:**

- Coronavirus Aid, Relief, and Economic Security (CARES) Act - \$2,538,405
- Coronavirus Response and Relief Supplemental Appropriations Act (CRRSA) Act - \$6,356,599
- American Rescue Plan (ARP) - \$11,554,000



Enrollment Update

Academic Year				
2015-2016	2016-2017	2017-2018	2018-2019	2019-2020
11,718	12,404	12,242	11,510	8,820

Sources: 2019-2020 Compton College Fact Book

Enrollment to Date – August 11, 2021			
	Fall 2020	Fall 2021	Comparison
Sections	591	569	-3.4%
Seats Filled	7,263	6,053	-19.1%
Section Fill Rate	38%	36%	-3.5%
FTES	1,124	932	-19.4%

Source: August 11, 2021 Fall 2021 Enrollment Snapshot



Enrollment Update

Ethnicity					
	2015-2016	2016-2017	2017-2018	2018-2019	2019-2020
Asian	6%	6%	6%	7%	5%
Black or African American	30%	27%	25%	23%	22%
Latinx	56%	59%	60%	61%	63%
Pacific Islander	1%	1%	1%	1%	1%
White	4%	4%	4%	4%	2%

Sources: 2019-2020 Compton College Fact Book

Quick Fact: The proportion of Latinx students is increasing over time.



Enrollment Update

Feeder High School Districts

	2015-2016	2016-2017	2017-2018	2018-2019	2019-2020
Compton	689	694	662	483	329
Lynwood	365	484	486	416	236
Paramount	166	168	132	125	83

Sources: 2019-2020 Compton College Fact Book

Quick Fact: The highest 2019-2020 enrollments are from Dominguez, Compton, Lynwood, Firebaugh, Paramount, Jordan*, and Centennial high schools. (*outside our District boundaries)

Current Construction Projects

- **Instructional Building 1:** The \$21.2 million project includes the removal of Row Buildings G, half of F, two-thirds of E, and Modular Buildings M1 and M2 (total of six structures) and replace them with a new, state-of-the-art instructional building. Estimated Completion: Fall 2021
- **Instructional Building 2:** The \$25.4 million project involves the removal of Row Building D, and the remainder of Row E and F buildings, and construction of a second state-of-the-art instructional building on campus. Estimated Completion: Winter 2021



Instructional Building 1



Instructional Building 2


Current Construction Projects

Student Services Building: The \$20.4 million facility will become a one-stop hub for all student services. The project involves the demolition of the old Library building, and construction of the new Student Services Building. Estimated Completion: Winter 2021.



Future Construction Projects

Compton College Physical Education Complex: This \$45 million project includes the demolition of the current gymnasium, men's shower/locker, classroom V, pool service, pool, and women's shower/locker buildings; and the construction of a new gymnasium, men's and women's locker room, faculty office space, and physical education support space.



FALL 2021

- Nearly 30% of the Fall 2021 classes will be offered on-campus.
- Entry to Campus Protocol in place.
- Employees returning to campus in phases.
- Library-Student Success Center, Bookstore and Cafeteria open on campus.
- **FREE** Student Resources: laptops, Wi-Fi hotspots, headphones, food and housing resources, and emergency grants.

Steps to Enrollment

- Virtual and in-person enrollment services available.
- New Student Welcome Day:
Wednesday, August 18 from 8:45 a.m.
to 1:00 p.m. RSVP online:



Compton College Promise Program



- The Compton College Oliver W. Conner Promise Program was established to make a college education more accessible and affordable to high school graduates from the Compton, Lynwood and Paramount Unified school districts.
- The College Promise program covers the first two years of enrollment fees at Compton College, beginning with the fall semester, after you graduate from high school.


Compton College Promise Program

Benefits Include:

- **Guaranteed admission** to Compton College.
- **\$400 per year for textbooks and course materials and supplies.**
- **Tablet/laptop loan program** during the first two years at Compton College.
Students are allowed to keep their college-issued tablet/laptop if they are enrolled full-time at census for the third semester.
- **Priority registration** at Compton College before graduating from high school for CUSD, LUSD, and PUSD seniors.
- **Opportunities to participate in support programs** such as the First Year Experience (FYE) and Extended Opportunity Programs and Services (EOPS). Assistance with the completion of a Financial Fit Plan to help high school graduates access all available financial aid to help pay for college.
- **Summer Bridge classes** to assist with a successful transition to college level courses.

Compton College Promise Program

Cost Savings:

One-Year / Full-Time	Enrollment Fees (\$46/unit) + Additional Required Fees (Health and Student Representation Fees)	 OLIVER W. CONNER COLLEGE PROMISE Student Cost
Fall (12 units)	\$573.00	\$21.00
Winter (7 units)	\$338.00	\$16.00
Spring (12 units)	\$573.00	\$21.00
Summer (9 units)	\$430.00	\$16.00
Total	\$1,914.00	Only \$74.00
		Saving YOU - \$1,840!

Compton College Promise Program



Submit a Promise Application



www.compton.edu/student/comptonpromise

- [Virtual Steps to Enrollment Workshops](#) – Schedule available online at www.Compton.edu

- New Student Welcome Day, Wednesday, August 18, 2021 – *Open to all students.*





COMMUNITY DISCUSSION



Compton CCD Board of Trustees

- The next Board of Trustees meeting is scheduled for Tuesday, August 17, 2021 at 5:00 p.m.
- The meeting will be conducted online via Zoom.
- All Board meetings are open to the public.
- For more information, visit the CCCD Board of Trustees webpage:
www.compton.edu/district/board_of_trustees/

Thank You!

Keith Curry, Ed.D.
President/CEO
Compton College
kcurry@compton.edu

