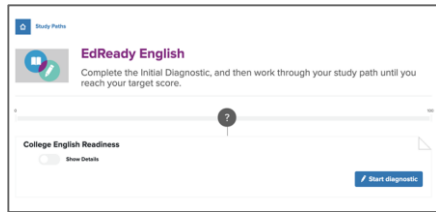


# EdReady Quick Start Guide for Students

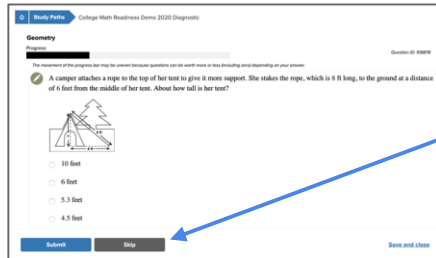
<https://comptoncollege.edready.org/home>

## Working on your Goals in EdReady



Click **Go to Goal** to work on that goal. (You may be asked to choose schools you're interested in first). Once you're on a screen like this, click on the **Start diagnostic** button to begin building your personalized study path.

A window will open where you will be tested on your prior knowledge.



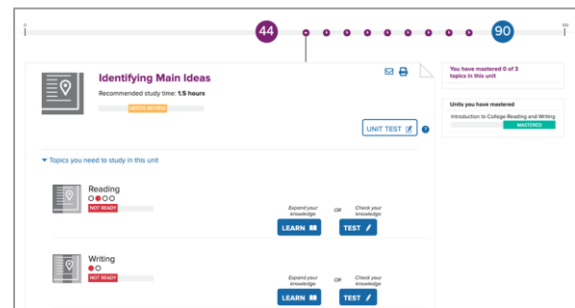
Don't worry if you don't know something – if you don't know the answer to a question, just use the **Skip** button to skip the question.

If you need to leave the test before you finish, click the **Save and close** button – you'll be able to finish this test at another time.

After you finish the initial test, you'll see a score show up on the scorebar, inside a purple circle. As you work in EdReady, your score will change to reflect your improved knowledge!


Once available, click the **View Study Path** button to see and work on the material you still need to work on. After you take the initial test, this is what you'll do to keep working in EdReady.

You'll be able to check your knowledge for each topic by clicking the **Test** button, letting you test what you have learned and master material. You can also view resources by clicking the **Learn** button for any topic, allowing you to access online courses directly from EdReady.



Want more details about your Study Path & working in EdReady? Visit the User Guide at <http://support.edready.org>

## Need Help using EdReady?



If you need any help using EdReady, you can always click the floating **Help?** button that shows up on the bottom of every page.

In the window that opens, enter some text about what you need help with. You will see some articles in our Help Center that may be able to help you. Click on the title of any article to have it open in a new tab. (If there are more than 5 articles that meet your search term, click the See all # results link to see the rest of them.)

Not seeing what you need? Click the **Contact us** button – this will allow you to submit a ticket directly to the EdReady Support team.

