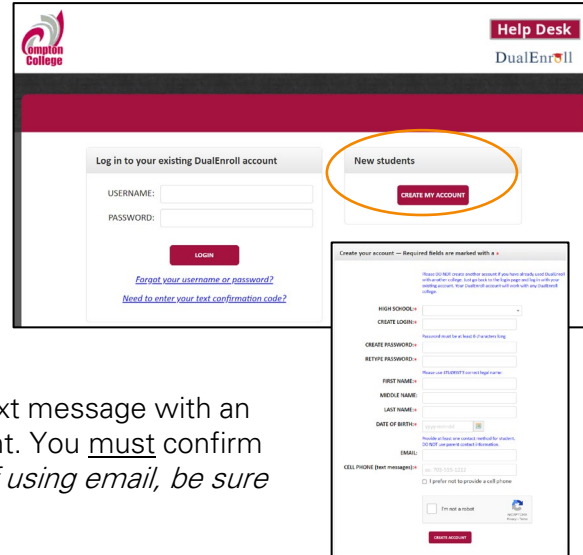


Welcome to the dual enrollment program at Compton College! Compton provides a convenient online registration process using DualEnroll.com. Here's how to register for your course(s).

First Time Students - Create an Account

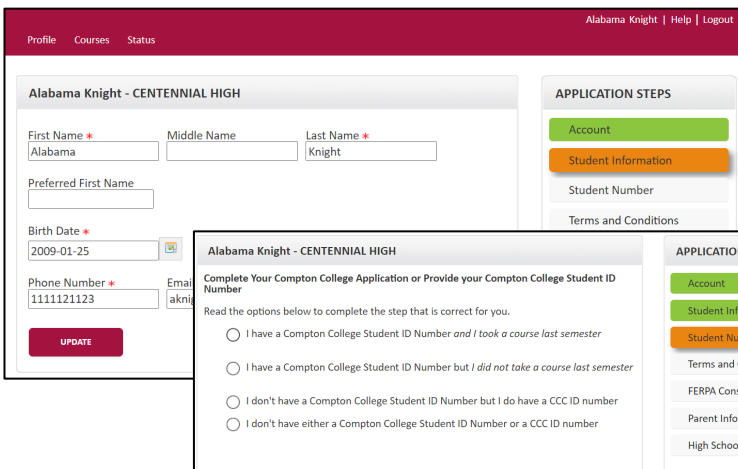
You can register by computer or right on your smart phone by entering <https://compton.dualenroll.com> and clicking on **CREATE MY ACCOUNT**.

Complete the **New Student Registration** form to create your account. Provide all information including a login name and password. All fields marked with a red asterisk (*) are required. You must provide either an email account or cell phone number to create the account. If a cell phone is used, standard text message rates apply.



Once you click **CREATE ACCOUNT**, you'll receive either a text message with an activation code or an email with a link to confirm your account. You must confirm your account before you can proceed with the registration. *If using email, be sure to check your junk and spam folders for the email.*

Compton College has seven application steps. Completed steps are listed in green under **Application Steps**, and the current step is shown in orange. Complete all required fields which are marked with an asterisk and click the **update** button after completing a step.



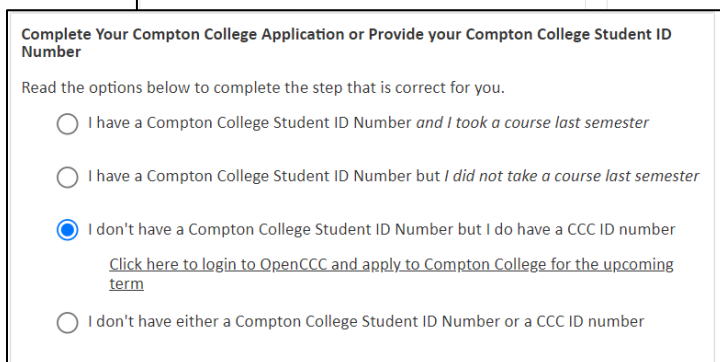
Step 1: Student Information

Provide your contact information.

Step 2: Student Number

Select the option that reflect your Student Number. Enter your relevant ID numbers where requested.

If you do not have a number, you will have to apply to CCC first.



Alabama Knight - CENTENNIAL HIGH

Compton College Terms and Conditions

Students are responsible for submitting an online admissions application to Compton College through CCCApply, and for registering into their classes through the DualEnrollment.com. Students must obtain authorization from a high school principal or designee to be approved to enroll in classes at Compton College. Students may only enroll in the classes recommended and authorized by their high school. Dual Enrollment at Compton College is limited to 11 units per semester (Spring and Fall), 7 units for the Summer session, and 6 units for the Winter session. High school students are considered Special Admit students and per education code are not allowed to enroll in units that are equivalent to full-time enrollment. High school students are not permitted to enroll in Physical Education classes.

APPLICATION STEPS

- Account
- Student Information
- Student Number
- Terms and Conditions
- FERPA Consent

Step 3: Terms and Conditions
Accept the terms and conditions of enrollment.

Alabama Knight - CENTENNIAL HIGH

Compton College FERPA Consent

The Family Educational Rights and Privacy Act (FERPA) (20 U.S.C. § 1232g; 34 CFR Part 99) is a Federal law that protects the privacy of student education records. The law applies to all schools that receive funds under an applicable program of the U.S. Department of Education. When a student turns 18 years old, or enters a postsecondary institution at any age, the rights under FERPA transfer from the parents to the student ("eligible student").

I authorize the release of my academic records and/or personal information to the staff and

APPLICATION STEPS

- Account
- Student Information
- Student Number
- Terms and Conditions
- FERPA Consent

Step 4: FERPA Consent
Indicate that you agree with the various levels of FERPA Consent.

Alabama Knight - CENTENNIAL HIGH

Parent or Guardian Contact Information

Parent Or Guardian Name: *

Relationship: *

Contact Preference: *

Parent Or Guardian Email: *

APPLICATION STEPS

- Account
- Student Information
- Student Number
- Terms and Conditions
- FERPA Consent
- Parent Information

Step 5: Programs
Indicate whether you will be participating in AB 288 or Afternoon College or both.

Alabama Knight - CENTENNIAL HIGH

High School (change if incorrect)
CENTENNIAL HIGH

Current Grade *

Counselor *

UPDATE

High School (change if incorrect)
HOME SCHOOL

Current Grade *

HS enrollment year * Anticipated graduation date *

My parent is also my home school approver

Approver Contact Information

Approver Name: *

Contact Preference: *

Approver Email: *

Verify Approver Email: *

Approver Cell Phone: *

Verify Approver Cell Phone: *

UPDATE

Step 6: Parent Information
Enter parent contact preference and information. *Parent contact information cannot be the same as the student contact information.*

Step 7: High School
Enter your high school information.

For home school students, you must enter your approver information.

Alabama Knight | Help | Logout

Profile Courses Status

Alabama Knight - CENTENNIAL HIGH

First Name * Middle Name Last Name *

Alabama Knight

PROFILE OPTIONS

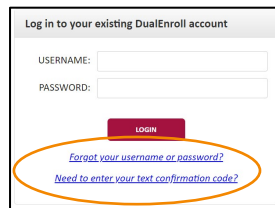
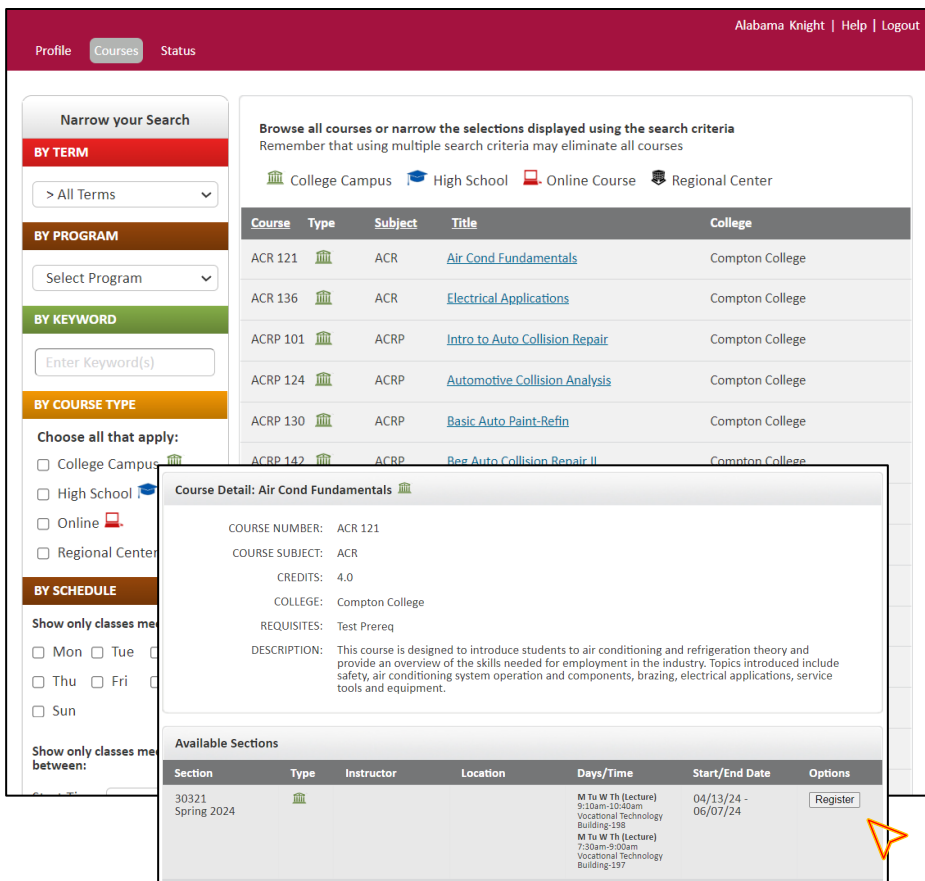
- Account
- Student Information

You can always go back and edit any of the steps by clicking on your Profile tab at the top of the screen.

Your account is now ready for use, and you can begin registering for courses.

Student Guide - Course Registration

If you've forgotten your username or password, we have you covered. You can retrieve your username and/or reset your password using the link on the login screen. You can also enter a Help Desk ticket by clicking the Help Desk button in the upper right corner of the screen.

Course	Type	Subject	Title	College
ACR 121	College Campus	ACR	Air Cond Fundamentals	Compton College
ACR 136	College Campus	ACR	Electrical Applications	Compton College
ACRP 101	College Campus	ACRP	Intro to Auto Collision Repair	Compton College
ACRP 124	College Campus	ACRP	Automotive Collision Analysis	Compton College
ACRP 130	College Campus	ACRP	Basic Auto Paint-Refin	Compton College
ACRP 142	College Campus	ACRP	Beg Auto Collision Repair II	Compton College

Section	Type	Instructor	Location	Days/Time	Start/End Date	Options
30321 Spring 2024	College Campus			M Tu W Th (Lecture) 9:30am-12:00am Vocational Technology Building-158 M Tu W Th (Lecture) 7:30am-9:00am Vocational Technology Building-197	04/13/24 - 06/07/24	Register

Register for Course(s):

Once you are logged into your account, click on the **Courses** tab to review the list of available courses.

The course finder shows you which courses are being offered for your school. Use any of the filtering options on the left to narrow down your search. Click on the course name to see the detailed class description and available sections.

When you've made your decision on a course and section, click the **REGISTER** button to start the registration process.

Your part of the registration is done for now. You will receive an email letting you know when your registration is complete or if more information is needed. You may register for other courses under the Courses tab, or check your registration status under the Status tab.

Student Guide - Course Registration

Student: Respond Upload Transcript

Please respond the the request.

Student Name: [Nina Torres](#)
 High School: HOME SCHOOL
 Student ID: A12312312
 Term: Spring 2024
 Course: Air Cond Fundamentals ACR 121 (30321)
 Course Prerequisites: Test Prereq

Document	Term	Date	Filename	
affidavit	23/24 Academic Year	2024-01-26	1099_8w163j0k-2024-01-19.pdf	<input type="button" value="UPDATE"/>
transcript	23/24 Academic Year	2024-01-26	1099_8w163j0k-2024-01-19.pdf	<input type="button" value="UPDATE"/>

No file chosen Kind of Document:

Comments from Counseling (01/26/2024): comment

Comments
Note: comments entered here are private and will be visible only to other participants with approval roles.

Or upload a comments file (PDF only): No file chosen

Private?

Upload Transcript:

In certain situations, the college may require you to upload a high school transcript.

Click **COMPLETE STEP**.

Student: Resolve Registration Issue

Please respond to the request.

Student Name: [Wilson Jilson](#)
 High School: CENTENNIAL HIGH
 Student ID: A00030062
 Term: Spring 2024
 Course: Intermed Auto Refinish II ACRP 156 (30508)

No file chosen Kind of Document:

Comments from College (01/26/2024): comment

Comments
Note: comments entered here are private and will be visible only to other participants with approval roles.

Or upload a comments file (PDF only): No file chosen

Private?

Resolve Issues:

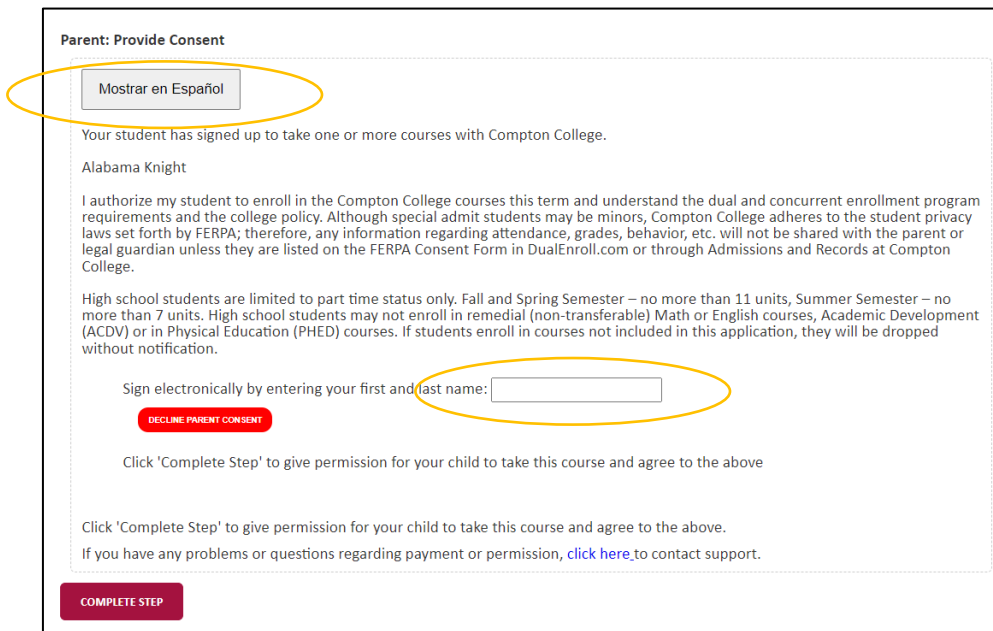
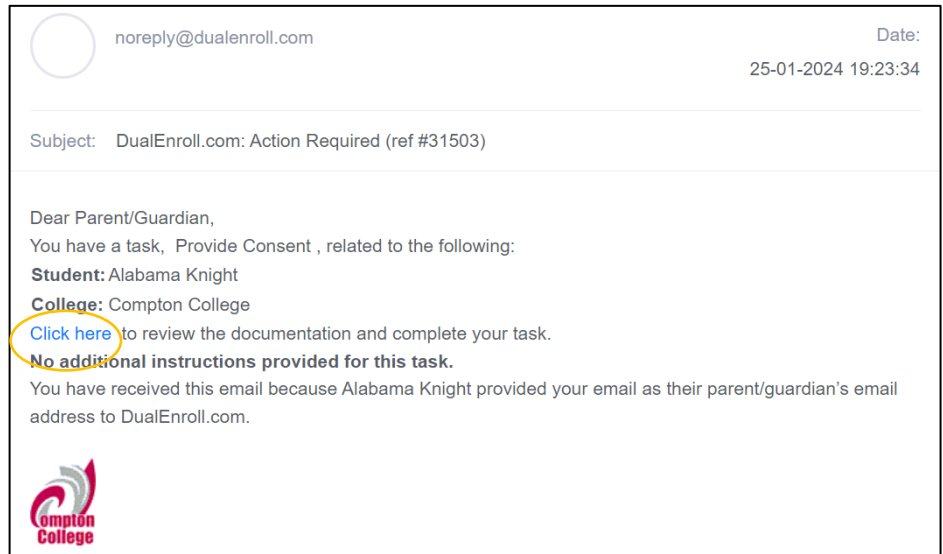
The college may require additional information, or there may be an issue completing your registration. This screen will explain the issue; provide the solution.

Click **COMPLETE STEP**.

Parent Consent

Once your student initiates the registration process, you will receive ongoing email and/or text notifications. The notifications will either provide you with an update on the status OR request consent to register for given term. *Note, sometimes the email notifications are delivered to your JUNK or SPAM folder – check these folders for the notifications.*

Notification for consent will include an active link to access the online form. Simply click on the link to access the online consent form.



The screenshot shows the "Parent: Provide Consent" form. At the top left, there is a button labeled "Mostrar en Español" circled in yellow. Below it, the text reads: "Your student has signed up to take one or more courses with Compton College. Alabama Knight I authorize my student to enroll in the Compton College courses this term and understand the dual and concurrent enrollment program requirements and the college policy. Although special admit students may be minors, Compton College adheres to the student privacy laws set forth by FERPA; therefore, any information regarding attendance, grades, behavior, etc. will not be shared with the parent or legal guardian unless they are listed on the FERPA Consent Form in DualEnroll.com or through Admissions and Records at Compton College. High school students are limited to part time status only. Fall and Spring Semester – no more than 11 units, Summer Semester – no more than 7 units. High school students may not enroll in remedial (non-transferable) Math or English courses, Academic Development (ACDV) or in Physical Education (PHED) courses. If students enroll in courses not included in this application, they will be dropped without notification." Below this text is a field for "Sign electronically by entering your first and last name:" with a text input box circled in yellow. There is a red button labeled "DECLINE PARENT CONSENT" and a purple button labeled "COMPLETE STEP". At the bottom, there is a purple button labeled "COMPLETE STEP".

Provide your electronic signature by **selecting Approve.**

There is an option for Spanish-speakers to complete a Spanish language consent form.

Click **COMPLETE STEP.**

Note: Parents do not have accounts that allow you to log into the system; only students can log directly into DualEnroll.com.