

Compton College Campuswide Forum

Keith Curry, Ed.D.
President/CEO

March 19, 2024



TABLE OF CONTENTS

- Enrollment Update
- Accreditation
- Institutional Standing Committees
- Commencement
- 2024-2025 CA State Budget
- Student Success



COMPTON COLLEGE ENROLLMENT



Campuswide Forum – March 19, 2024

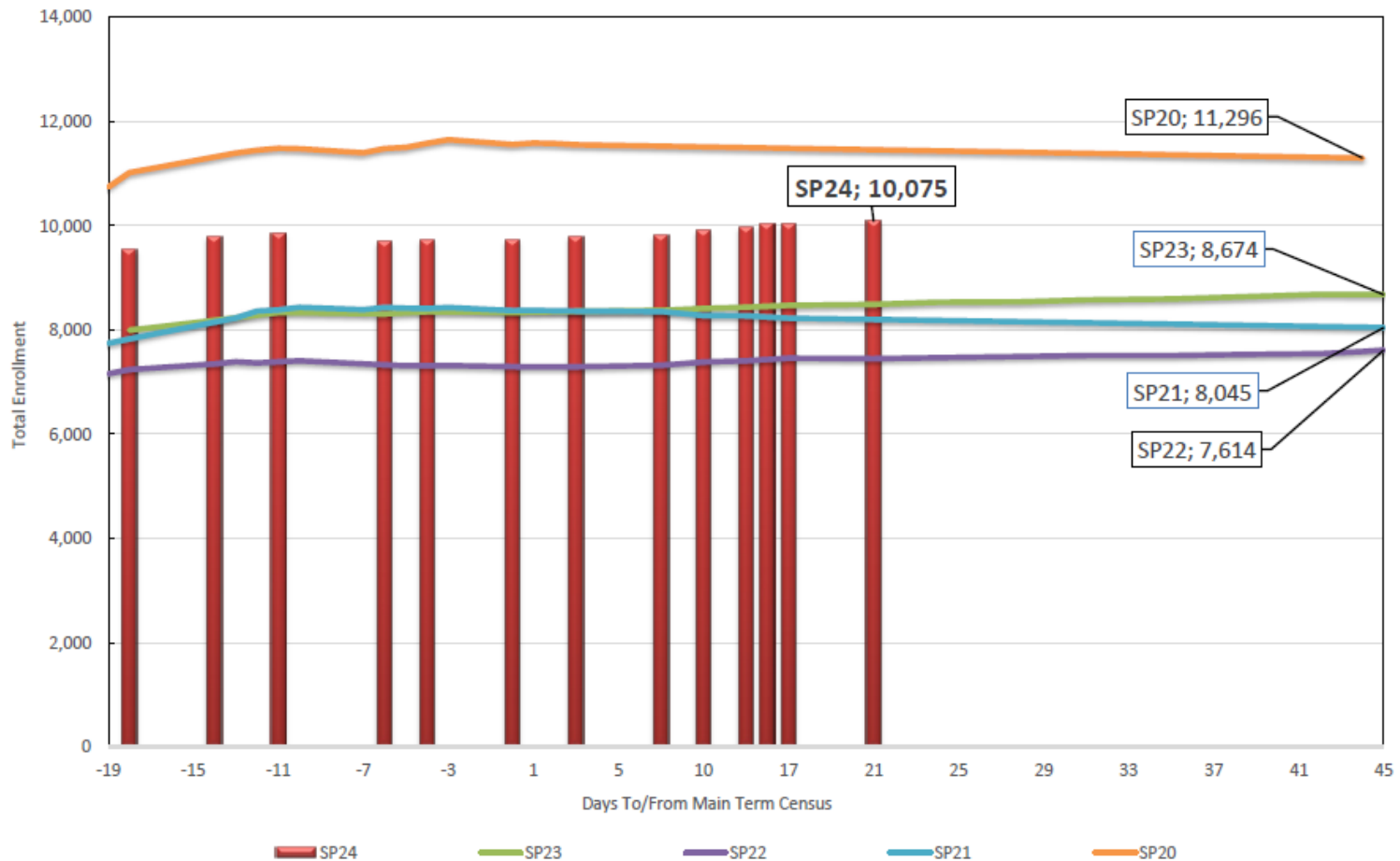
Spring 2024 Enrollment

Enrollment to Date – March 18, 2024

	Spring 2023 <small>(3/20/2023)</small>	Spring 2024	Comparison
Sections	509	539	5.9%
Seats Filled	8,490	10,075	18.7%
Section Fill Rate	56%	63%	6.7%
FTES	1,211	1,416	16.9%
Unduplicated Headcount	4,063	4,615	13.6%

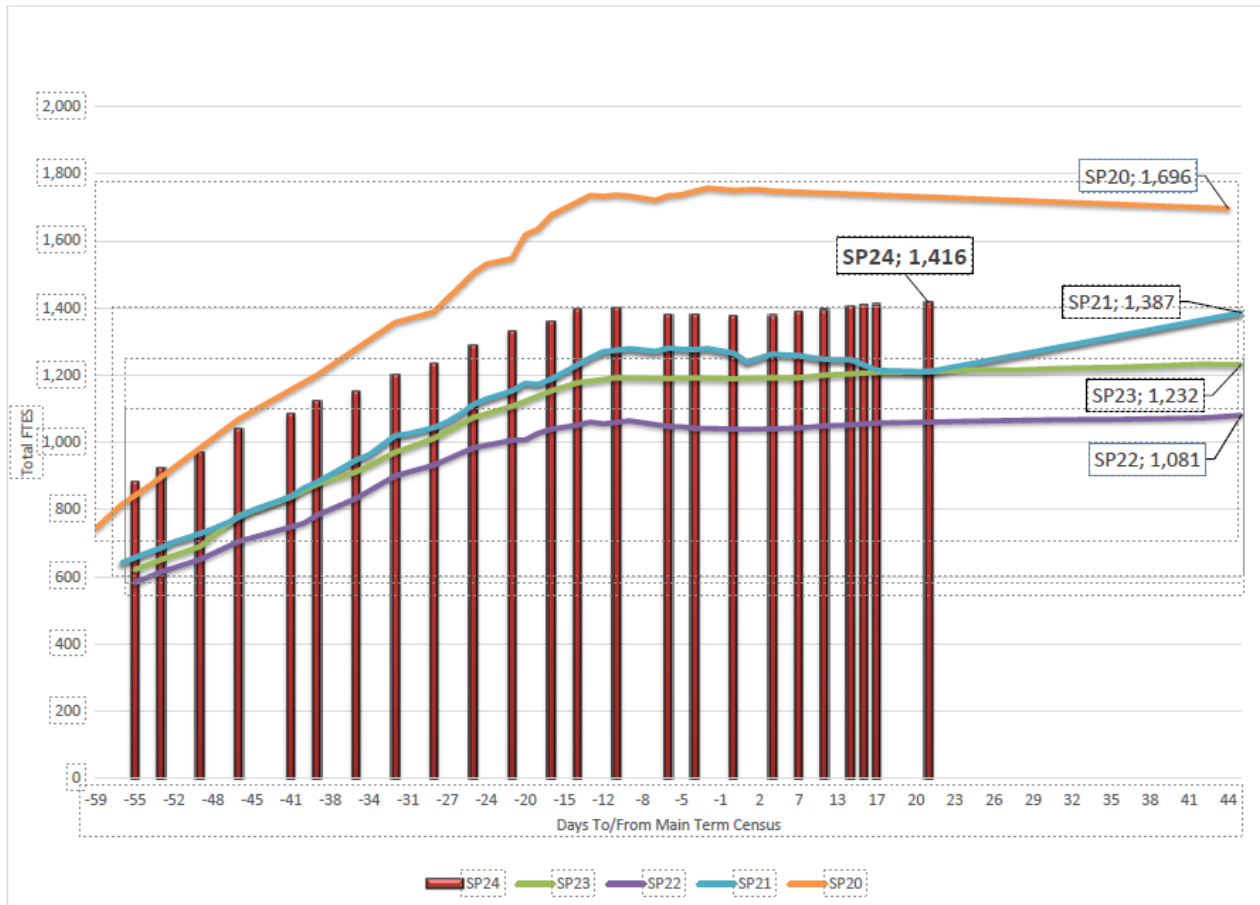
Enrollment Update

Spring 2024 Term Total Enrollment (Seats Filled) Trend



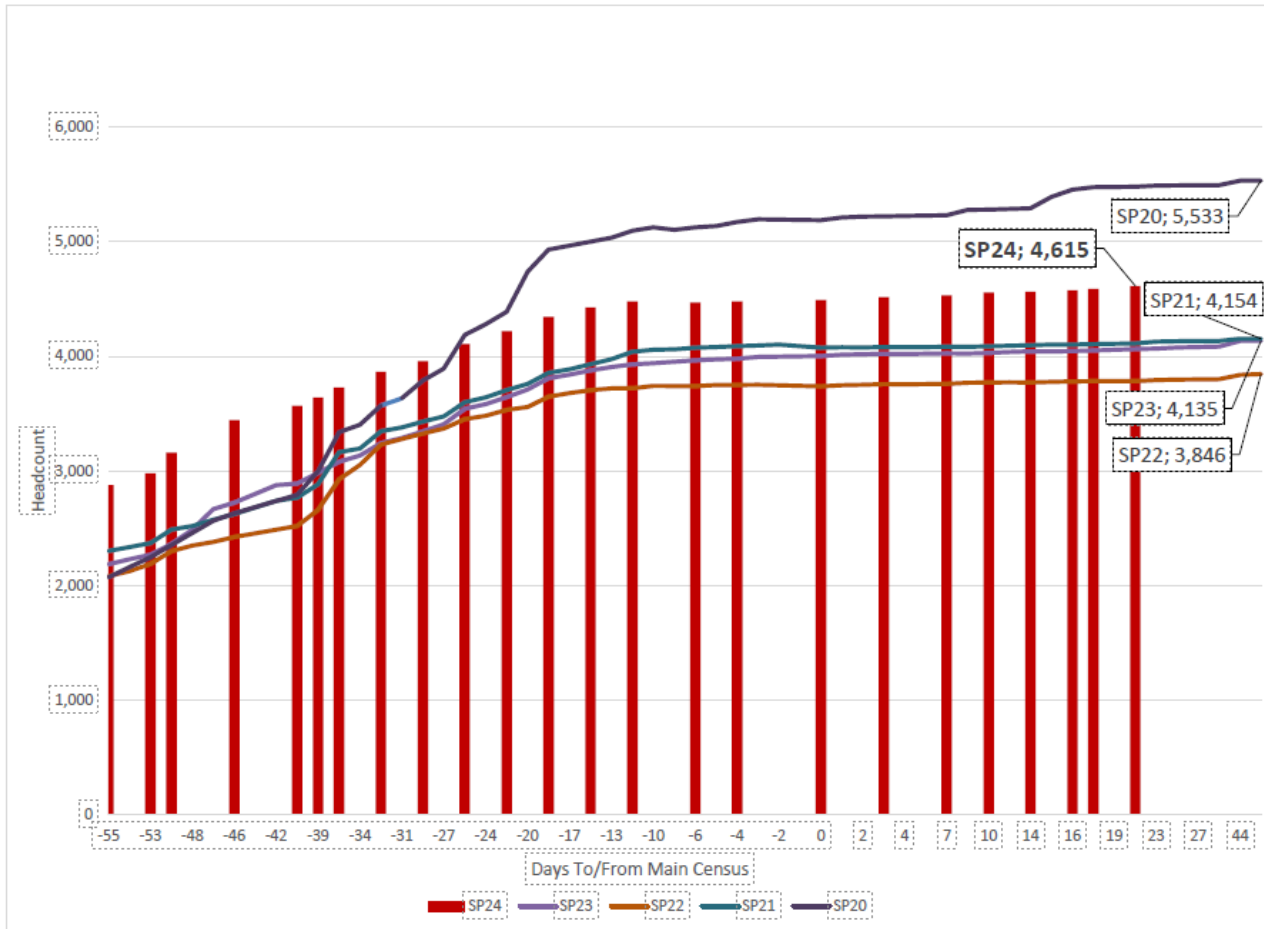
Enrollment Update

Spring 2024 Term Total FTES Trend



Enrollment Update

Spring 2024 Term Unique Headcount Trend





ACCREDITATION



Accreditation Timeline

- February 20-21, 2024
 - ACCJC Site Visit
- March 13, 2024
 - ACCJC received Peer Review Team Report
- Wednesday-Thursday, June 5-6, 2024
 - ACCJC Commission Meeting

Accreditation Update

No recommendations.

The team noted two commendations related to the Core Inquiries:

1. The leadership of the CEO. (Standards IV.B.1, IV.B.3, and IV.B.6)
2. Providing transformative student support services. (Standards II.B.1 and II.C.3)

The Quality Focused Essay

1. Emphasizes outcomes assessment
2. Be focus of accreditation work for next several years
3. Progress reported in the Midterm Report due in spring 2028



INSTITUTIONAL STANDING COMMITTEES

Collaborative Governance

- [Collaborative Governance Handbook](#)
- [Institutional Standing Committees](#)
- Review of the Compton College Collaborative Governance Process – now through September 30, 2024



COMMENCEMENT



June 7 Commencement Ceremony

- Friday, June 7, 2024 at 6:00 p.m. at the Dignity Health Sports Park, in the Tennis Stadium
 - Grad check-in begins at 4:30 p.m.
 - Virtual Info sessions scheduled for May 16, 23, 30, and June 6 from 3:30 to 4:30 p.m. via Zoom
 - Student Speaker applications accepted online through March 29
 - More info available at www.compton.edu/student-life/commencement
 - Faculty must arrive no later than 5:00 p.m. and be dressed in cap and gown by 5:30 p.m. *Detailed Faculty instructions will be emailed the first week of May.*
 - Complimentary academic regalia is ordered through the Compton College Bookstore only. Faculty must place their orders with the Bookstore by **4:30 p.m. on Friday, April 5, 2024**. You may wear your own regalia if you like.
- [Spring 2024 Year-End Celebrations](#)



2024-2025 CA BUDGET

2024-2025 California State Budget

- On January 10, 2024, Governor Newsom released his [budget proposal for the 2024-2025](#) fiscal year.
 - Under the Governor’s budget, total funding for the colleges would reach \$18.4 billion in 2024-25, a 2.8 percent increase over the revised 2023-24 level.
 - California Community Colleges Chancellor's Office (CCCCO) [2024-2025 Joint Analysis of the Governor's Budget Proposal](#).
 - On February 20, 2024, the [California Legislative Analyst's Office](#) (LAO) released the [2024-2025 Budget Deficit Update](#), which projects the state deficit for 2024-2025 at **\$73 billion** and mentions that "[the] Budget problem is likely to be higher at the time of the May Revision."
 - LAO released the [2024-2025 California Community Colleges Brief](#), which analyzes Governor Gavin Newsom's budget proposals relating to California Community Colleges enrollment, apportionments, and nursing education.
- [California Community Colleges Chancellor’s Office December 12, 2023 Memo: Compton Community College District State General Apportionment Funding](#)
- [Compton CCD Budget and Planning Timeline](#) was updated in February 2024
 - [AR 6201 Budget Calendar](#)



STUDENT SUCCESS



Student Success and Retention

Census Date: The date on which the number of students enrolled in a course is considered official for state reporting and funding. A student enrolled in a course on or after this date receives a final course grade.

Retention Rate: The retention rate is the percentage of students who remain enrolled through the end of a course out of all students enrolled on census date. In essence, it is the percentage of students who did not drop late or withdraw.

Success Rate: The success rate is the percentage of students who receive an A, B, C, P or IPP (In Progress Passing) as a final course grade out of all students enrolled as of the census date.

Institution-Set Goals and Standards

Institution-Set Goals: College-wide goals for student enrollment, course success, persistence, award completion, and transfer.

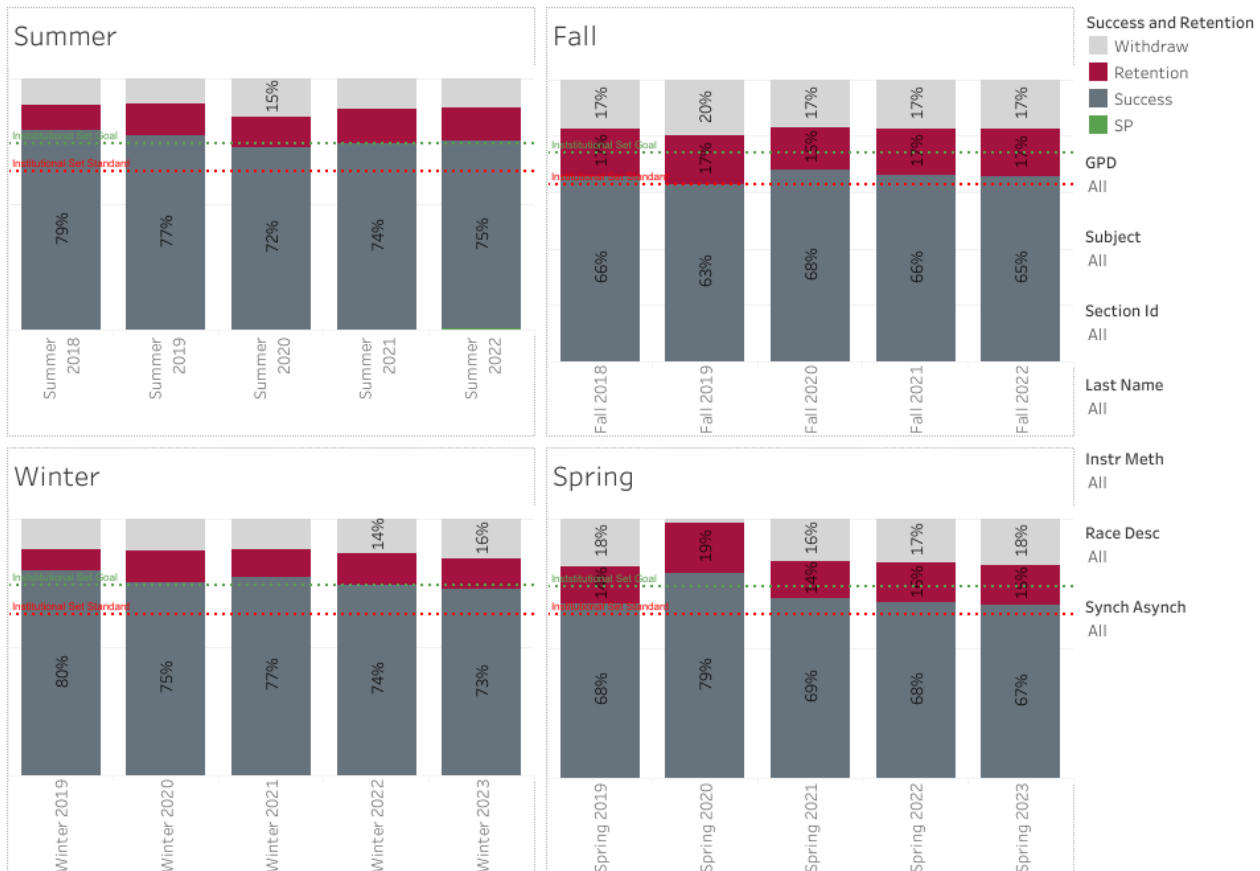
- e.g. Course Success Rate 2023-2024 goals (compared to [Fall 2022 update](#)):
 - Course Success Rate: **74%** (68%)
 - In-person Course Success Rate: **74%** (81%)
 - Distance Ed Course Success Rate: **67%** (63%)

Institution-Set Standard: College-wide standard for student success that we strive to meet and exceed annually.

- Course Success Rate I-SS: 62.6%

Student Success and Retention

Compton College Course Success and Retention by Term
 Summer 2018 to Spring 2023



Student Success

- [Student Achievement Dashboards](#) based on the Completion by Design Framework
- Faculty/Staff Canvas Hub
- Student Support Hub
- 2023-2024 President/CEO Task Forces:
 - Automatic Degree Awarding
 - Incentivizing Student Experience

Student Success

- Academic Support
 - Tutoring, peer-to-peer mentoring, Just In Time workshops, Summer Bridge program
- Basic Needs Support
 - Emergency grants, technology, food, and housing support
- Early Alerts
 - Proactive and supportive
 - Early detection and intervention
- Categorical Programs (DSPS, EOPS, CARE, CaWORKs, NextUp)
 - Established by the California legislature
 - Ensure access and maximize potential for success of at-risk students

QUESTIONS?

